



Welcome

Make you feel like home

Homestay Management by Antlerzone

House Rules



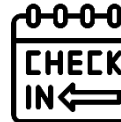
Unreturned Access Card/Car Tag
RM200 penalty for not returning key/access card/car tag after check-out.



Early Check-in/Late Check-out
Please inform us in advance for early check-in or late check-out. Early check-in & Check-out subject to availability.



Guest Responsibility
Guests are responsible for all items in the premises. Any damage or loss will be charged based on the price list.



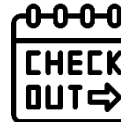
Check-in Information
Check-in from 4:00 pm to 10:30 pm for assistance during your arrival.



Party Policy
Notify beforehand. RM500 fee + penalty for undisclosed parties.



Prohibition of Illegal Activities
Engaging in illegal activities in the unit is strictly prohibited. Any such activities will be reported to the police.



Check-out Time
Check-out before 11:00am to avoid extra charges for room preparation.



Number of Guests
Provide accurate guest count during booking/payment. Extra guests incur RM50/pax charge.



Guest Responsibility – Belongings
We are not responsible for any forgotten belongings. Please ensure you check thoroughly before checking out.



Quiet Hours
Quiet hours start at 10 pm. Please respect the peace and quiet for all guests.



No Pets Allowed
Pets are prohibited in our high-rise units. Penalties and summonses will be enforced as per management guidelines.



No Smoking Policy
Strict no-smoking policy inside the unit. RM500 penalty for smoking. Smoking allowed on balcony with closed glass door.



Restricted Fruits
Durians, mangosteens, and dragon fruits are not allowed inside the homestay.



Paradigm Residences

Unit Number: 15-03


Facility Floor: Level 7

Parking Lot: Level 5-250



1

根据GPS来到这里，转进此入口
Follow GPS and enter here



2

根据路线行驶
Follow the route



3

Lobby会在您的左侧
The lobby will be on your left



4

把车停在外面,走进来会看到大厅再走进信箱处

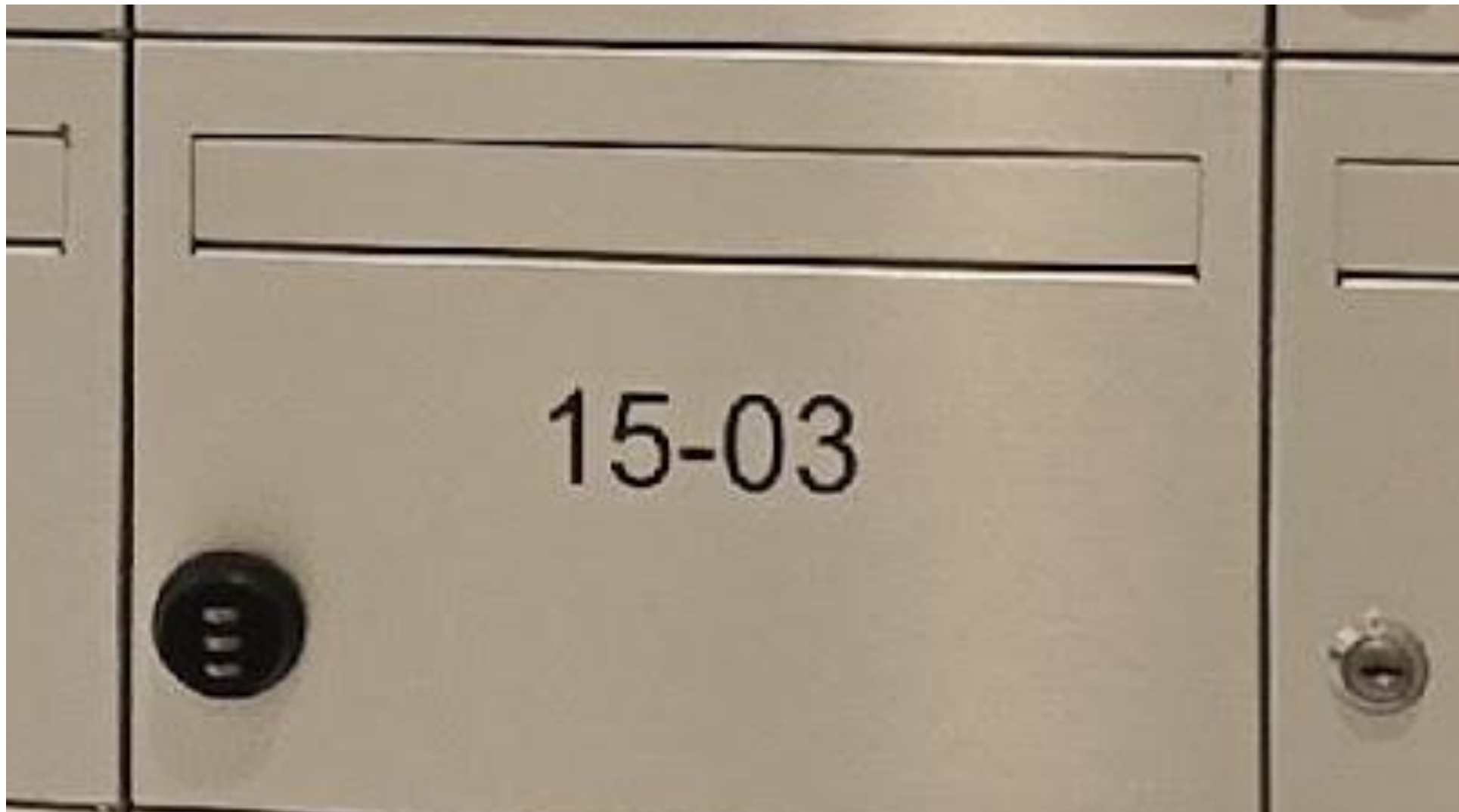
Park the car outside, you will see the lobby, and then go to the mailbox area



5

进来信箱处过后, 寻找 15-03 的信箱

After entering the mailbox, look for mailbox 16-10



6

找到15-03后, 输入客服给的密码进行开锁拿钥匙

After finding 16-10, enter the password given by customer service to unlock get key



拿了钥匙后，直接用门卡scan这里，打开玻璃门。(for those customers who don't drive)
After get the key, use the access card to scan here and open the door.




7

拿到钥匙后, 前往这个路口
After getting the key, go to this intersection



8

跟着路线你会看到路口在你左侧
Follow the route and you will see the intersection on your left




9

弯进来后, 跟着指示转左
After turning in, follow the signs and turn left



10

转左后, 使用刚刚拿的钥匙扫描此机器
After turning left, use the key you just took to scan this machine




11

扫描完后, 跟着路线直走到尾转右
After scanning, follow the route until the and turn right




12 转左
Turn left




13

直走
Go straight until the end



14

转右
Turn right




15

直走到尾
Go straight to the end




16

直到看到此转弯处, 右转
Until you see this turn, turn right




17

转右
Turn right




18

再次转右
Turn right again



19

直走
Go straight




20

您的停车位将在您的右侧
Your parking lot will be on your right hand side



21

停车位号码 250
Parking lot 250



22

停好车后，来到刚刚经过的lobby
After parking the car, we came to the lobby we just passed by



23

用卡片扫描此机器
Scan this machine with the card




24

进入电梯, 使用卡片扫描后, 点击15楼
Enter the elevator, scan the card and click on the 15th floor



25

点击15楼
click on the 15th floor



26

电梯出来后, 找到此指示, 转右
After coming out of the elevator, find this sign and turn right



27

您的单位会在您的左侧 15-03
Your unit will be on your left 15-03



28

您的单位会在您的左侧 15-03
Your unit will be on your left 15-03



29

使用蓝色芯片扫描此处, 就能进入
Scan your blue token here, and gain entry



Check out后如何归还钥匙
How to return the key after check out

①先从停车场出去。

Go out from car park first.

②绕回来Lobby的门口。

Turn back to lobby entrance.

③把钥匙放回去信箱。

Put back the key into the mailbox.



如何从单位去Paradigm Mall
How to go Paradigm Mall from unit

①从LEVEL UG，信箱旁边的门scan卡出去。
Scan the access card at the door beside mailbox,
It is at Level UG.

OR

②搭LIFT 1 OR 2 去LEVEL 4。
Take the Lift 1 or 2 to LEVEL 4.



如何从Paradigm Mall回去单位
How to go unit from Paradigm MALL

①从LEVEL UG, Sales Gallery对面有个小门,
需要门卡才能进去。

**From Level UG, opposite sales gallery,
got an entrance which is need access card.**

OR

②从4楼, 搭VIVO CAFÉ旁的电梯。
Take the lift beside VIVO CAFÉ at LEVEL 4.



Thank You

Enjoy every moment of your vacation!

Homestay Management by Antlerzone