



Welcome

Make you feel like home

Homestay Management by Antlerzone

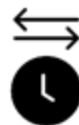


House Rules



Unreturned Access Card/Car Tag

RM200 penalty for not returning key/access card/car tag after check-out.



Early Check-in/Late Check-out

Please inform us in advance for early check-in or late check-out. Early check-in & Check-out subject to availability.



Guest Responsibility

Guests are responsible for all items in the premises. Any damage or loss will be charged based on the price list.



Check-in Information

Check-in from 4:00 pm to 10:30 pm for assistance during your arrival.



Party Policy

Notify beforehand. RM500 fee + penalty for undisclosed parties.



Prohibition of Illegal Activities

Engaging in illegal activities in the unit is strictly prohibited. Any such activities will be reported to the police.



Check-out Time

Check-out before 11:00am to avoid extra charges for room preparation.



Number of Guests

Provide accurate guest count during booking/payment. Extraguests incur RM50/pax charge.



Guest Responsibility – Belongings

We are not responsible for any forgotten belongings. Please ensure you check thoroughly before checking out.



Quiet Hours

Quiet hours start at 10 pm. Please respect the peace and quiet for all guests.



No Pets Allowed

Pets are prohibited in our high-rise units. Penalties and summonses will be enforced as per management guidelines.



No Smoking Policy

Strict no-smoking policy inside the unit. RM500 penalty for smoking. Smoking allowed on balcony with closed glass door.



Restricted Fruits

Durians, mangosteens, and dragon fruits are not allowed inside the homestay.




D'summit


Unit Number : B2-30-25

Facility Floor : Level 7



Parking Lot : Level 6 – 005&006



- 跟着地图来到此入口，和保安登记
- Follow the map to this entrance and register with the security guard




- 登记后前往此入口
- After registration, go to this entrance




3

- 直走转右
- Go straight and turn right




4

- 把车停在红圈处，跟着黄色指标前往信箱处
- Park your car at the red circle and follow the yellow signs to the mailbox




5


- 来到此B2后转左就是信箱处了
- After arriving at B2, turn left and you will find the mailbox.




- 进来此信箱处拿钥匙
- Mailbox and get the key



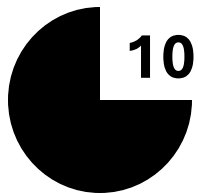
- 寻找您的信箱 B2-30-25
- Find your mailbox B2-30-25



- 您的信箱 B2-30-25，密码会由客服通过信息发送
- Find your mailbox B2-30-25, the password will be sent by customer service via message.




- 您如果没开车可以直接搭电梯上楼
- If you didn't drive, you can take the elevator directly upstairs




10

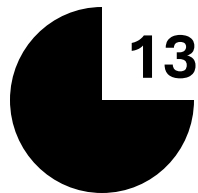
- 有开车的朋友们拿了钥匙继续跟着箭头前进
- Friends who are driving and have taken the keys can continue follow the arrows forward



- 看到此入口，转上继续前行
- When you see this entrance, turn up and continue forward

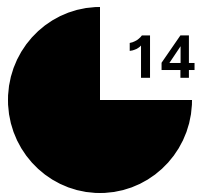



- 跟着指示会看到此转弯处，照着剪头前进
- Follow the directions and you will see this turn. Follow the arrow and continue forward



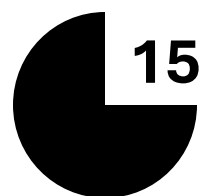

13

- 跟着箭头你会看到这画面，继续跟着箭头上楼直到看到**Level-6**
- Follow the arrows, and you will see this view. Continue following the arrows up the floors until you reach Level -6



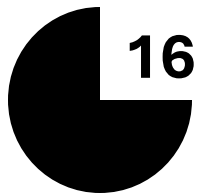

14

- 当你来到**Level-6**的时候，转右
- When you reach Level -6, turn right




15

- 直走转右
- Go straight and then turn right

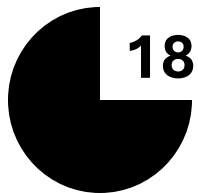


16

- 跟着箭头行驶
- Follow the arrows

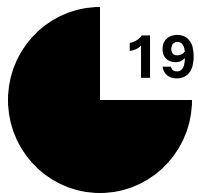


- 跟着箭头行驶
- Follow the arrows



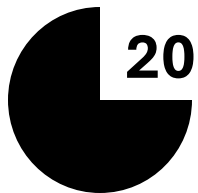
18

- 跟着箭头行驶
- Follow the arrows




19

- 您的停车位将在您的左侧 **6-005 & 6-006**
- Your parking lot will be on your left, **6-005 & 6-006**




20

- 您的停车位 **6-005 & 6-006**
- Your parking lot **6-005 & 6-006**



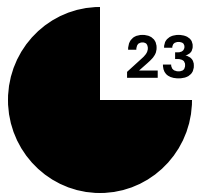
21

- 您的停车位 **6-005 & 6-006**
- Your parking lot **6-005 & 6-006**




22

- 停好车后，跟着指示去到B2塔电梯
- After parking the car, go to the B1 tower lift




23

- 跟着指示前进
- Follow the arrows



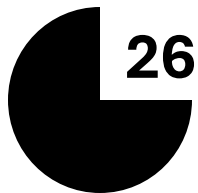
24

- 往黄色圆圈处直行
- Follow the yellow circle




25

- 用刚刚从信箱拿的卡扫描
- Scan the card you just took from the mailbox



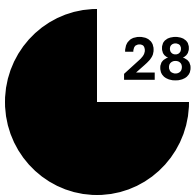
26

- 跟着指示前进
- Follow the arrows




27

- 使用电梯前往 B1-30-25
- Use the lift to your unit B1-30-25




- 使用门卡扫描，然后按下楼层30
- Use the door card to scan, then press floor 30




29

- 跟着箭头前往单位
- Follow the arrows to the unit

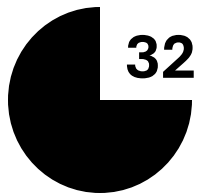
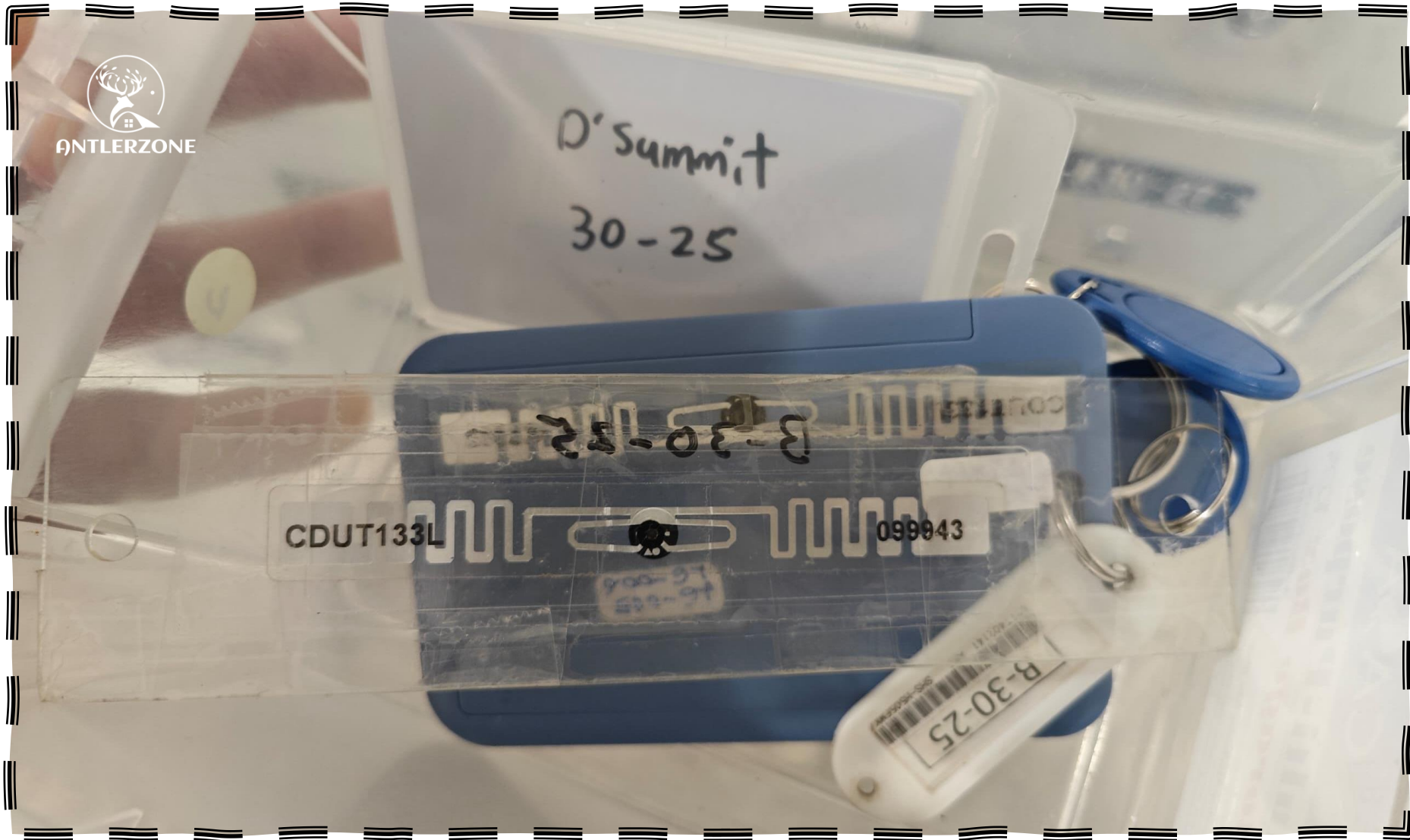


30

- 您的单位就在您的左侧
- Your unit is on your left



- 30-25 就是您的单位，用您的手唤醒门锁银幕然后用蓝色芯片解锁即可
- 30-25 is your unit. Use your hand to wake up the door lock screen, then unlock it with the blue chip



32

- **RFID x1, Access card x2, Blue token x2**
- 务必把这些物品归还回信箱里谢谢
- Please make sure to return these items as mentioned in the instructions. Thank you.

Thank you

**诚心感谢您选择了我们的民宿,您的任何反馈将
是我们前进的动力**

*We sincerely thank you for choosing our homestay. Any
feedback from you will be our driving force for
improvement.*



ANTLERZONE